

## Pepsi-Cola High Visibility Vender Parts

For HT2 Venders Produced Beginning Production Run 6730BZ

For HT3 Venders Produced Beginning Production Run 6757DZ

For HT3 Tier 1 Energy Star Venders Produced Beginning Production Run 6978CC



Manufactured by

**Dixie-Narco, Inc.**

Dixie-Narco, Inc.  
P.O. Drawer 719  
Williston, SC 29853-0719  
888-353-9722  
803-266-0700  
fax: 803-266-4747  
Visit us on the web: [www.dixienarco.com](http://www.dixienarco.com)

NA = Not Applicable  
Part numbers subject to change without notice.

## Table of Contents


**PARTS LIST**

MAIN DOOR EXTERIOR.....	3 - 4
MAIN DOOR INTERIOR (A).....	5 - 6
MAIN DOOR INTERIOR (B).....	7 - 8
SELECT PANEL.....	9 - 10
T8 LIGHTING .....	11 - 12
ELECTRONIC COMPONENTS .....	13 - 14
INNER DOOR.....	15 - 16
HARNESSING.....	17 - 20
CABINET AND VEND MECHANISM (SECTION ONE).....	21 - 22
CABINET AND VEND MECHANISM (SECTION TWO).....	23 - 25
CABINET AND VEND MECHANISM (SECTION THREE).....	26 - 28
CABINET INTERIOR .....	29 - 30
HINGES AND ROLLER ASSY. ....	31 - 32
REFRIGERATION SYSTEM (SECTION ONE).....	33 - 34
REFRIGERATION SYSTEM (SECTION TWO).....	35 - 36
MISCELLANEOUS LABELS .....	37
SIGNS/DECALS/FLAVOR CARDS.....	38
SCREWS & NUTS .....	39 - 40
WASHERS, BOLTS, & MISC. HARDWARE .....	41 - 43

### MAIN DOOR PARTS (EXTERIOR)

NA = Not Applicable  
Part numbers subject to change without notice.

# PARTS LIST



NA = Not Applicable  
Part numbers subject to change without notice.

**PARTS LIST**


**MAIN DOOR PARTS (EXTERIOR)**

ITEM	PART DESCRIPTION	HT3 (276E)	HT2 (501E)	HT3 (501E)	HT3 (600E)
1	Main Door Assembly Pepsi	631,054,00x.x3	631,004,40x.x3	631,050,00x.x3	631,052,40x.x3
	Main Door Assembly Mtn. Dew	631,059,10x.x3	NA	631,054,70x.x3	631,052,30x.x3
2	Door Weld Assembly Pepsi	631,054,10X.03	631,004,20x.x3	631,050,10x.x3	631,052,50x.x3
	Door Weld Assembly Mtn. Dew	631,062,10x.x3	NA	631,054,80x.x3	631,055,50x.x3
3A	Top Panel Cap Pepsi	801,814,99x.x1	631,001,23x.x3	801,814,63x.x1	631,050,55x.x3
	Top Panel Cap Mtn. Dew	801,815,07x.x1	NA	801,814,82x.x1	801,814,82x.x1
3B	Bottom Panel Cap Pepsi	801,815,01x.x1	631,002,23x.x1	801,814,75x.x1	801,814,76x.x1
	Bottom Panel Cap Mtn. Dew	801,815,09x.x1	NA	801,814,84x.x1	801,814,84x.x1
4	Lower Side Trim Pepsi	631,050,55x.x3	631,000,56x.x3	801,814,57x.x1	801,814,57x.x1
	Lower Side Trim Mtn. Dew	631,050,58x.x3	NA	631,050,53x.x1	631,050,53x.x3
5	Upper Side Trim Pepsi	631,050,55x.x3	631,000,57x.x3	801,814,61x.x1	801,814,61x.x1
	Upper Side Trim Mtn. Dew	631,050,56x.x3	NA	631,050,51x.x1	631,050,51x.x3
6	Top Cap Pepsi	801,815,03x.x1	801,813,40x.x1	801,814,64x.x1	801,814,54x.x1
	Top Cap Mtn. Dew	801,815,12x.x1	NA	801,814,86x.x1	801,814,86x.x1
7	Bottom Cap Pepsi	801,815,05x.x1	801,813,50x.x1	801,814,65x.x1	801,814,75x.x1
	Bottom Cap Mtn. Dew	801,815,14x.x1	NA	801,814,88x.x1	801,814,88x.x1
8	Spacer Port Trim	801,815,22x.x1	801,814,08x.x1	801,814,08x.x1	801,814,08x.x1
9	Top Column Cover	801,814,13x.x1	801,814,13x.x1	801,814,13x.x1	801,814,13x.x1
10	Center Column Cover	801,813,70x.x1	801,813,70x.x1	801,813,70x.x1	801,813,16x.x1
11	Bottom Column Cover	801,813,30x.x1	801,813,30x.x1	801,813,30x.x1	801,813,30x.x1
12	Coin Return Button	801,814,22x.x1	801,814,22x.x1	801,814,22x.x1	801,814,22x.x1
13	Top End Cap, Right	N/A	801,814,14x.x1	NA	N/A
14	Top End Cap, Left	N/A	801,814,18x.x1	NA	N/A
15	Select Button	801,814,01x.x1	801,814,01x.x1	801,814,01x.x1	801,814,01x.x1
16	Pepsi Medallion	803,864,94x.x1	801,813,33x.x1	803,864,94x.x1	803,864,94x.x1
16	Aquafina Medallion	803,865,02x.x1	803,865,02x.x1	803,865,02x.x1	803,865,02x.x1
16	Mountain Dew Medallion	803,864,95x.x1	803,864,95x.x1	803,864,95x.x1	803,864,95x.x1
16A	Sign, HVV (Top) Pepsi	805,032,63x.x1	805,030,16x.x1	805,031,33x.x1	805,032,66x.x1
	Sign, HVV (Top) Mtn. Dew	805,032,74x.x1	NA	805,031,44x.x1	805,031,45x.x1
16B	Sign, HVV (Bottom) Pepsi	805,032,46x.x1	805,030,17x.x1	805,031,34x.x1	805,031,34x.x1
	Sign, HVV (Bottom) Mtn. Dew	805,032,75x.x1	NA	805,031,46x.x1	805,031,46x.x1
17	Vandal Panel Pepsi	631,050,89x.x3	165,150,33x.x3	165,150,33x.x3	631,050,91x.x3
	Vandal Panel Mtn. Dew	631,050,38x.x3	631,050,38x.x3	631,050,38x.x3	631,050,43x.x3
18	Validator Filler Plate (specify color)	360,050,72x.x3	360,050,72x.x3	360,050,72x.x3	360,050,72x.x3

NA = Not Applicable  
 Part numbers subject to change without notice.

# PARTS LIST

## MAIN DOOR INTERIOR (A)




NA = Not Applicable  
Part numbers subject to change without notice.

**PARTS LIST**

**MAIN DOOR INTERIOR (A)**


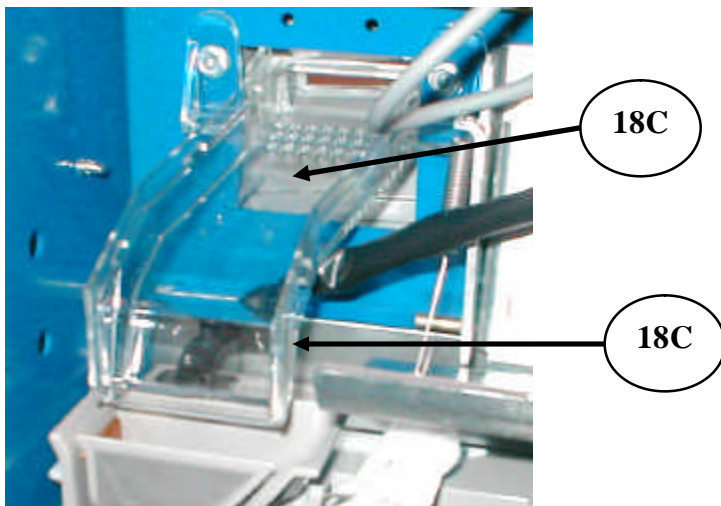


ITEM	PART DESCRIPTION	HT3 (276E)	HT2 (501E)	HT3 (501E)	HT3 (600E)
1	Rain Guard Pepsi	631,051,16x.x3	164,151,14x.x3	164,151,14x.x3	164,151,14x.x3
	Rain Guard Mtn. Dew	631,062,60x.x3	NA	631,050,39x.x3	631,050,39x.x3
2	Cash Box	631,000,69x.x3	631,000,69x.x3	631,052,10x.x3	631,052,10x.x3
2a	Vault Enclosure	NA	631,005,30x.x3	NA	NA
2b	Cash Box Mount Weld Assy.	631,051,10x.x3	NA	631,051,10x.x3	631,051,10x.x3
3	Protective Plate, Door - Blue	631,050,89x.x3	165,150,33x.x3	165,150,33x.x3	631,050,91x.x3
	Protective Plate, Door - Green	631,050,38x.x3	631,050,38x.x3	631,050,38x.x3	631,050,43x.x3
4	Delivery Port	801,810,02x.x1	801,810,02x.x1	801,810,02x.x1	801,810,02x.x1
4a	Closure Strip	609,050,14x.x3	609,050,14x.x3	609,050,14x.x3	609,050,14x.x3
5	Lamp Bracket Support	631,050,04x.x3	631,001,26x.x3	631,001,26x.x3	631,001,26x.x3
6	Protective Edge	801,814,28x.x1	801,814,28x.x1	801,814,28x.x1	801,814,28x.x1
7	Lamp, T8,2' F17T8/TL865	804,700,77x.x1	804,700,77x.x1	804,700,77x.x1	804,700,77x.x1
8	Lamp, T8,4' F32T8/TL865	804,700,76x.x1	804,700,76x.x1	804,700,76x.x1	804,700,76x.x1
9	Drain Hose	801,904,03x.x1	801,904,03x.x1	801,904,03x.x1	801,904,03x.x1
10	Ballast T8	804,400,59x.x1	804,400,59x.x1	804,400,59x.x1	804,400,59x.x1
11	L Profile Gasket	803,601,11x.x1	903,600,54x.x1	903,600,54x.x1	903,600,54x.x1
12	Door Stop Bracket	592,051,19x.x3	592,051,19x.x3	592,051,19x.x3	592,051,19x.x3
13A	W/A Port Support	NA	631,050,70x.x3	631,050,70x.x3	631,050,70x.x3
13B	Assy. Port Support Left	631,050,80x.x3	NA	NA	NA
13C	Port Support Right	631,050,07x.x3	NA	NA	NA



NA = Not Applicable  
 Part numbers subject to change without notice.

# PARTS LIST

## MAIN DOOR INTERIOR (B)



NA = Not Applicable  
Part numbers subject to change without notice.

## PARTS LIST

### MAIN DOOR INTERIOR (B)



ITEM	PART DESCRIPTION	HT3 (276E)	HT2 (501E)	HT3 (501E)	HT3 (600E)
13	Coin Return Bracket	631,050,18x.x3	631,001,39x.x3	631,050,18x.x3	631,050,18x.x3
14	Coin Return Rocker	631,050,17x.x3	631,001,38x.x3	631,050,17x.x3	631,050,17x.x3
15	Roller Pin	900,502,19x.x1	900,502,19x.x1	900,502,19x.x1	900,502,19x.x1
16	Roller Pin Retainer	900,900,90x.x1	900,900,90x.x1	900,900,90x.x1	900,900,90x.x1
17	Coin Return Spring	901,700,63x.x1	901,700,63x.x1	901,700,63x.x1	901,700,63x.x1
18A	Top Coin Chute Assembly (HT2 only)	NA	631,005,60x.x3	NA	NA
18B	Coin Insert Chute Cover (HT3 only)	801,814,39x.x1	NA	801,814,39x.x1	801,814,39x.x1
18C	Coin Insert Chute (HT3 only)	801,814,40x.x1	NA	801,814,40x.x1	801,814,40x.x1
19A	Coin Discharge Ramp - Blue	801,814,35x.x1	631,001,34x.x3	801,814,35x.x1	801,814,35x.x1
19B	Coin Discharge Ramp - Green	801,814,91x.x1	NA	801,814,91x.x1	801,814,91x.x1
20A	Lower Coin Chute - Blue	801,814,36x.x1	631,001,36x.x3	801,814,36x.x1	801,814,36x.x1
20B	Lower Coin Chute - Green	801,815,35x.x1	NA	801,815,35x.x1	801,815,35x.x1
21	Coin Mech Mounting Plate	631,050,13x.x1	631,001,22x.x3	631,050,13x.x1	631,050,13x.x1
22	Carriage Bolt, ¼ 20 x ½	900,201,45x.x1	900,201,45x.x1	900,201,45x.x1	900,201,45x.x1
23	Keps nut ¼ 20	900,800,67x.x1	900,800,67x.x1	900,800,67x.x1	900,800,67x.x1
24	Gasket, 1/8 x 1/8 x 36	801,814,27x.x1	801,814,27x.x1	801,814,27x.x1	801,814,27x.x1
25	Screw, 8-18x1/2 SD Phil Pan	900,301,50x.x1	900,301,50x.x1	900,301,50x.x1	900,301,50x.x1
26	Screw, 8-32x1/4 Phil Pan	900,301,97x.x1	900,301,97x.x1	900,301,97x.x1	900,301,97x.x1
27	Keps Nut 8-32	900,800,50x.x1	900,800,50x.x1	900,800,50x.x1	900,800,50x.x1
28	Deflector, Coin – (Metal)	NA	631,001,44x.x3	NA	NA

NA = Not Applicable  
 Part numbers subject to change without notice.



# PARTS LIST

## SELECT PANEL



NA = Not Applicable  
Part numbers subject to change without notice.

## PARTS LIST


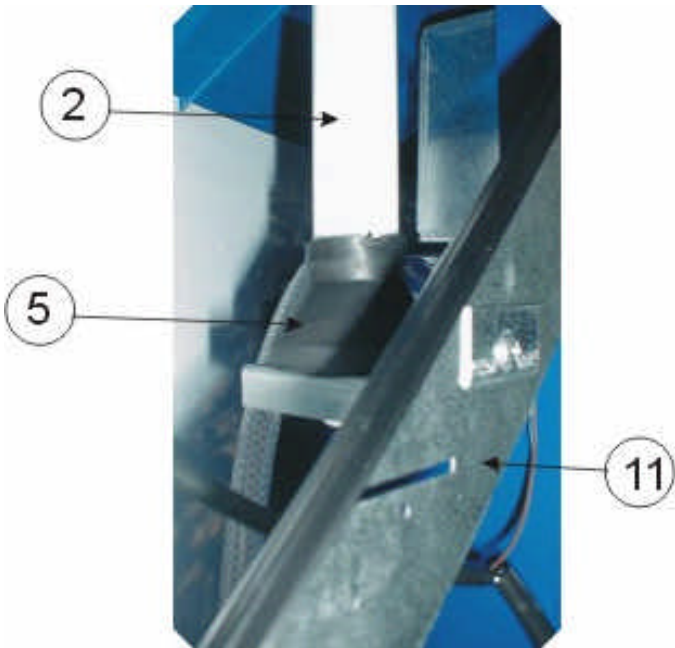

### SELECT PANEL

ITEM	PART DESCRIPTION	HT3 (276E)	HT2 (501E)	HT3 (501E)	HT3 (600E)
1	Select Panel Assy., Right (shown) Pepsi	631,056,80x.x3	631,004,20x.x3	631,051,60x.x3	631,051,60x.x3
	Select Panel Assy., Right (shown) Mtn. Dew	631,002,20x.x3	NA	631,054,90x.x3	631,054,90x.x3
2	Select Panel Assy., Left (not shown) Pepsi	631,056,50x.x3	631,005,40x.x3	631,051,70x.x3	631,051,70x.x3
	Select Panel Assy., Left (not shown) Mtn. Dew	631,062,40x.x3	NA	631,055,10x.x3	631,055,10x.x3
3	Upper Switch/Button Bracket	631,050,64x.x3	631,001,29x.x3	631,050,16x.x3	631,050,16x.x3
4	Lower Switch/Button Bracket	NA	631,001,31x.x3	NA	NA
5	Stud Select Panel Assembly, Left Pepsi	631,056,50x.x3	631,005,10x.x3	631,051,90x.x3	631,051,90x.x3
	Stud Select Panel Assembly, Left Mtn. Dew	631,062,50x.x3	NA	631,055,20x.x3	631,055,20x.x3
6	Stud Select Panel Assembly, Right Pepsi	631,056,90x.x3	631,004,60x.x3	631,051,80x.x3	631,051,80x.x3
	Stud Select Panel Assembly, Right Mtn. Dew	631,062,30x.x3	NA	631,055,00x.x3	631,055,00x.x3
7	Select Switch	804,101,08x.x1	804,101,08x.x1	804,101,08x.x1	804,101,08x.x1
8	Select Button	801,814,01x.x1	801,814,01x.x1	801,814,01x.x1	801,814,01x.x1
9	Sold out Light	804,700,75x.x1	804,700,75x.x1	804,700,75x.x1	804,700,75x.x1
10	Sold out Light Mount	801,814,15x.x1	801,814,15x.x1	801,814,15x.x1	801,814,15x.x1
11	Button Return Spring	801,306,04x.x1	801,306,04x.x1	801,306,04x.x1	801,306,04x.x1
12	Philpan Sems Screw 6-32 x 1	800,303,35x.x1	800,303,35x.x1	800,303,35x.x1	800,303,35x.x1
13A	Gasket, 1/4 x .154 x 13	NA	801,814,25x.x1	801,814,25x.x1	801,814,25x.x1
13B	Gasket 1/4 x .154 x 6.75	801,815,39x.x1	NA	NA	NA
14A	Gasket, 1/8 x 1/8 x 27	NA	801,814,24x.x1	NA	NA
14B	Gasket 1/8 x 1/8 x 28.5	801,815,40x.x1	NA	NA	NA
15	Gasket, 1/8 x 1/8 x 13.5	NA	801,814,26x.x1	NA	NA
16	8-32 Keps Nut	900,800,50x.x1	900,800,50x.x1	900,800,50x.x1	900,800,50x.x1
17	Wire Tie 7 1/2 "	901,902,01x.x1	901,902,01x.x1	901,902,01x.x1	901,902,01x.x1
18	Button Decal	803,869,25x.x1	NA	NA	NA

NA = Not Applicable  
Part numbers subject to change without notice.

**PARTS LIST**

**T8 LIGHTING**

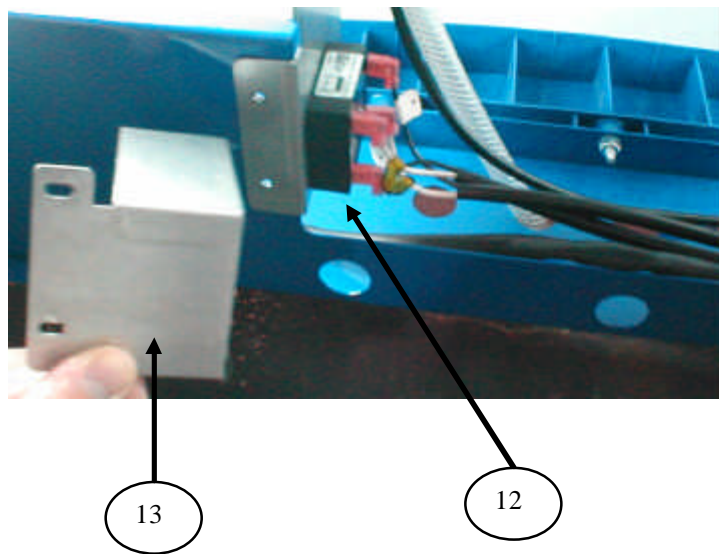


NA = Not Applicable  
Part numbers subject to change without notice.

# PARTS LIST






## T8 LIGHTING

ITEM	PART DESCRIPTION	HT3 (276E)	HT2 (501E)	HT3 (501E)	HT3 (600E)
1	Fluorescent Bulb (F17T8 / TL865) 2' (Not Shown)	804,700,77x.x1	804,700,77x.x1	804,700,77x.x1	804,700,77x.x1
2	Fluorescent Bulbs (F32T8 / TL865) 4'	804,700,76x.x1	804,700,76x.x1	804,700,76x.x1	804,700,76x.x1
3	Ballast T8 (Sylvania)	804,400,59x.x1	804,400,59x.x1	804,400,59x.x1	804,400,59x.x1
	Ballast T8 (Advance)	804,400,61x.x1	804,400,61x.x1	804,400,61x.x1	804,400,61x.x1
4	4 Lamp T8 Lighting Harness	804,920,27x.x1	804,918,34x.x1	804,918,34x.x1	804,918,34x.x1
5	Fluorescent Lamp Boot	802,001,44x.x1	802,001,42x.x1	802,001,44x.x1	802,001,44x.x1
6	Top Lampholder T8 Leviton 518	804,918,58x.x1	804,918,58x.x1	804,918,58x.x1	804,918,58x.x1
7	Bottom Lampholder T8 Leviton 519	804,918,59x.x1	804,918,59x.x1	804,918,59x.x1	804,918,59x.x1
8	Bracket Lamp Socket	631,050,79x.x3	562,050,04x.x3	562,050,04x.x3	562,050,04x.x3
9	Bracket Lamp Socket	631,000,98x.x3	631,000,98x.x3	631,000,98x.x3	631,000,98x.x3
10	Ballast Cover	631,000,99x.x3	631,000,99x.x3	631,000,99x.x3	631,000,99x.x3
11	Lamp Bracket Support	631,050,61x.x3	631,001,26x.x3	631,001,26x.x3	631,001,26x.x3
12	Choke, Tier 1 Energy Star Venders	804,919,09x.x1	N/A	804,919,09x.x1	804,919,09x.x1
13	Choke Cover, Tier 1 Energy Star Venders	640,050,08x.x3	NA	640,050,08x.x3	640,050,08x.x3



# PARTS LIST

## ELECTRONIC COMPONENTS



NA = Not Applicable  
Part numbers subject to change without notice.

## PARTS LIST

---



### ELECTRONICS COMPONENTS

ITEM	PART DESCRIPTION	HT3 (276E)	HT2 (501E)	HT3 (501E)	HT3 (600E)
1	Electronic Lock Assembly	805,202,44x.x1	805,202,44x.x1	805,202,44x.x1	805,202,44x.x1
2	Electronic Lock Light Pipe	801,815,42x.x1	801,814,19x.x1	801,814,19x.x1	801,814,19x.x1
3	Machine Controller	631,053,30x.x3	804,918,15x.x1	631,053,30x.x3	631,053,30x.x3
4	Machine Controller Base	801,306,15x.x1	801,813,45x.x1	801,306,15x.x1	801,306,15x.x1
5	Machine Controller Cover	801,306,16x.x1	631,000,68x.x3	801,306,16x.x1	801,306,16x.x1
6	Universal Controller	NA	804,916,31x.x1	NA	NA
7	Display (Vacuum Fluorescent)	804,918,69x.x1	804,918,69x.x1	804,918,69x.x1	804,918,69x.x1
8	Transformer	804,909,80x.x1	804,909,80x.x1	804,909,80x.x1	804,909,80x.x1
9	Machine Controller EPROM	NA	804,917,61x.x1	NA	NA
10	Universal Controller EPROM	NA	804,916,25x.x1	NA	NA
11	Fuse 6 Amp (F2)	804,910,93x.x1	804,910,93x.x1	804,910,93x.x1	804,910,93x.x1
12	Fuse 1.6 Amp (F1)	804,800,71x.x1	804,800,71x.x1	804,800,71x.x1	804,800,71x.x1
13	Control Board Assembly HT3	631,053,30x.x1	NA	631,053,30x.x1	631,053,30x.x1
14	HT3 Eprom Control Board	804,919,24x.x1	NA	804,919,24x.x1	804,919,24x.x1

NA = Not Applicable  
Part numbers subject to change without notice.

PARTS LIST

INNER DOOR



NA = Not Applicable  
Part numbers subject to change without notice.

## PARTS LIST

---



### INNER DOOR

ITEM	PART DESCRIPTION	HT3 (276E)	HT2 (501E)	HT3 (501E)	HT3 (600E)
1	Inner Door Assembly	631,057,50x.x3	631,004,90x.x3	631,004,90x.x3	631,053,70x.x3
2	Inner Door Gasket	801,812,29x.x1	801,804,06x.x1	801,804,06x.x1	801,812,31x.x1
3	Discharge Frame Assembly	801,809,16x.x1	801,809,16x.x1	801,809,16x.x1	801,809,16x.x1
4	Discharge Frame Retainer	801,809,15x.x1	801,809,15x.x1	801,809,15x.x1	801,809,15x.x1
5	Pull Knob	901,501,70x.x1	901,501,70x.x1	901,501,70x.x1	901,501,70x.x1
6	Carriage Bolt ¼-20x¼	900,201,23x.x1	900,201,23x.x1	900,201,23x.x1	900,201,23x.x1
7	Inner Door Bushing	801,806,42x.x1	801,806,42x.x1	801,806,42x.x1	801,806,42x.x1
8	Bushing Retainer	801,806,43x.x1	801,806,43x.x1	801,806,43x.x1	801,806,43x.x1
9	Plastic Bearing	901,803,71x.x1	901,803,71x.x1	901,803,71x.x1	901,803,71x.x1
10	Top Hinge	169,053,00x.x3	169,053,00x.x3	169,053,00x.x3	169,053,00x.x3
11	Bottom Hinge	169,051,10x.x3	169,051,10x.x3	169,051,10x.x3	169,051,10x.x3
12	Inner Door Lock Kit	360,010,30x.x4	360,010,30x.x4	360,010,30x.x4	360,010,30x.x4



**PARTS LIST**

**HARNESSING  
Dual Board (HT2)**



NA = Not Applicable  
Part numbers subject to change without notice.

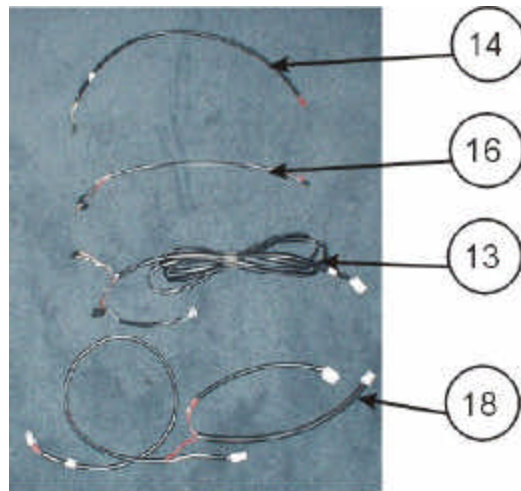
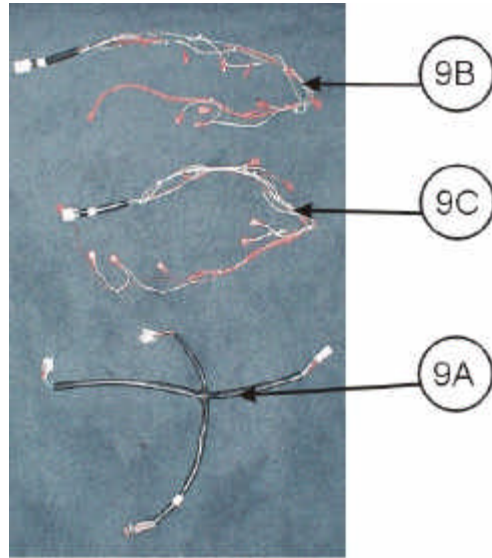
## PARTS LIST

### HARNESSING

#### Dual Board (HT2)

ITEM	PART DESCRIPTION	HT2 (501E)
<b>MACHINE BOARD HARNESS</b>		
1	Board to board interface harness (J3 of machine board to J14 of universal board)	804,917,34x.x1
2	Motor Extension Harness, 90 inches (P10 to bottom of door)	804,909,29x.x1
3	Temp Sensor and Relay Extension Harness (P6 and P2 to bottom of door)	804,917,43x.x1
4	Cabinet Extension Harness, 80 inches (J1 to bottom of door)	804,913,96x.x1
5	Board Power Harness (J2 to transformer) (includes transformer)	804,909,80x.x1
<b>UNIVERSAL CONTROLLER HARNESSES</b>		
6	Mdb AND Lock Power Harness (P9 to lock and MDB peripherals)	804,918,62x.x1
7	Harness, Electronic Lock	804,918,28x.x1
8	Jumper, Electronic Lock	804,918,66x.x1
9	Select Panel Harness (P3 to select switches)	804,917,31x.x1
10	Sold Out / Ready to Vend Harness (P4 and P4A to sold out / ready to vend LED's and switch)	804,918,27x.x1
11	DEX Harness (P1 to DEX jack)	804,917,32x.x1
12	Display Harness (P2 to display board) (Not Shown)	804,918,61x.x1
13	Temp Sensor board	804,917,44x.x1
14	Temp Sensor Harness	804,917,41x.x1

**HARNESSING**  
**Single Board (HT3)**




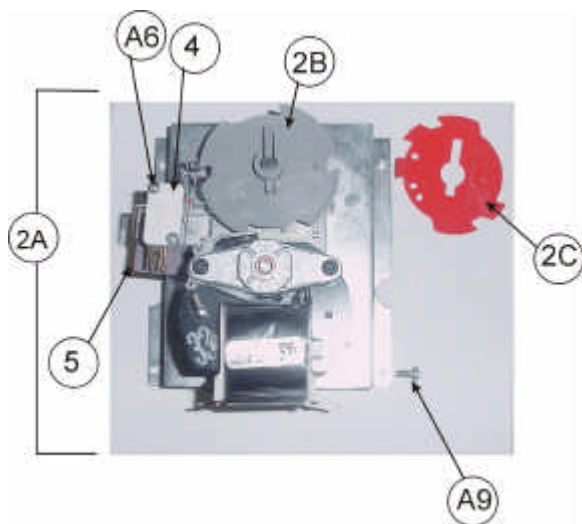


## PARTS LIST

### HARNESSING Single Board (HT3)

ITEM	PART DESCRIPTION	HT3 (276E)	HT3 (501E)	HT3 (600E)
2	Motor Extension Harness, (see page 61)	804,913,95x.x1	804,909,29x.x1	804,909,29x.x1
2	Motor Harness (see page 61)	804,912,72x.x1	804,912,56x.x1	804,912,56x.x1
4	Cabinet Harness (see page 61)	804,912,73x.x1	804,912,57x.x1	804,912,57x.x1
4	Cabinet Extension Harness, 80 inches J4 to (see page 61)	804,913,96x.x1	804,913,96x.x1	804,913,96x.x1
5	Board Power Harness (including transformer) J1 (see page 61)	804,909,80x.x1	804,909,80x.x1	804,909,80x.x1
7	Harness Electronic Lock (see page 61)	804,918,28x.x1	804,918,28x.x1	804,918,28x.x1
8	Jumper Electronic Lock (see page 61)	804,918,66x.x1	804,918,66x.x1	804,918,66x.x1
9A	Select Switch Harness 1 – 6 (Jumper off common)	NA	804,919,17x.x1	804,919,17x.x1
9B	Select Switch Harness 7 – 12 (Jumper off common)	NA	804,919,18x.x1	804,919,18x.x1
9C	Select Switch Common Harness (P4 to select switches)	804,919,16x.x1	804,919,16x.x1	804,919,16x.x1
9D	Select Switch Harness 1-3	804,919,73x.x1	NA	NA
9E	Select Switch Harness 4-6	804,919,74x.x1	NA	NA
11	66" DEX Harness	804,907,83x.x1	804,907,83x.x1	804,907,83x.x1
13	Temp Sensor & Relay Harness	804,919,22x.x1	804,919,22x.x1	804,919,22x.x1
14	Display Harness (P3 to display board) (not shown)	804,919,21x.x1	804,919,21x.x1	804,919,21x.x1
16	Secondary DEX Harness	804,913,97x.x1	804,913,97x.x1	804,913,97x.x1
17	Sold Out Light Kit	NA	631,053,50x.x3	631,053,50x.x3
18	MDB and Lock Power Harness (P8 & P5 to coin mech & lock)	804,919,19x.x1	804,919,19x.x1	804,919,19x.x1
19	Power Cord, Detachable	804,917,28x.x1	804,917,28x.x1	804,917,28x.x1
20	Main Wiring Harness, Detachable	804,917,26x.x1	804,917,26x.x1	804,917,26x.x1
21	T8 Lighting Harness 4 Lamp	804,202,27x.x1	804,202,27x.x1	804,202,27x.x1
22	Triteq Lock Battery Back Up Harness	804,918,28x.x1	804,918,28x.x1	804,918,28x.x1
23	Triteq Lock Battery Back Up Harness Nut 1/4-36	800,801,26x.x1	800,801,26x.x1	800,801,26x.x1
24	ECM Evaporator Fan Harness (Energy Star Venders 0197-6978CC & higher)	804,922,37x.x1	804,922,37x.x1	804,922,37x.x1
25	ECM Evaporator Fan Choke Extension Harness (Energy Star Venders 0197-6978CC & higher)	804,922,52x.x1	804,922,52x.x1	804,922,52x.x1

# PARTS LIST

## CABINET AND VEND MECHANISM (SECTION ONE)



NA = Not Applicable  
Part numbers subject to change without notice.


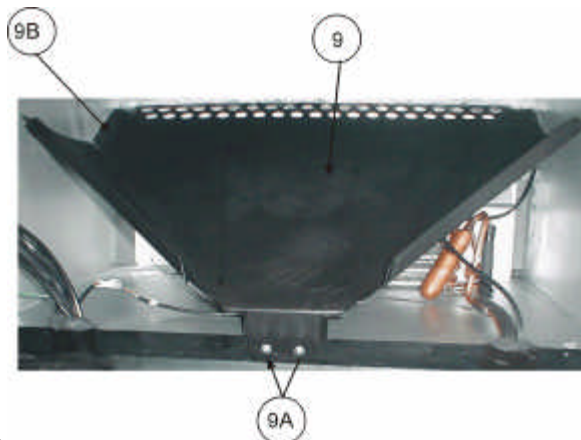

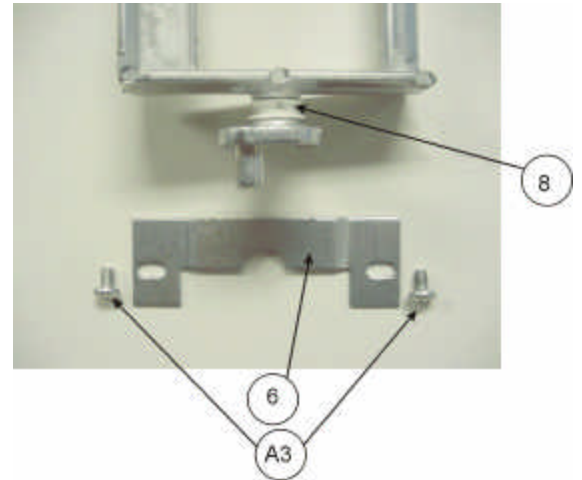



## PARTS LIST

### CABINET AND VEND MECHANISM (SECTION ONE)

ITEM	DESCRIPTION	HT3 (276E)	HT2 (501E)	HT3 (501E)	HT3 (600E)
1	Vend Motor Cover Assy.	615,070,07x.x3	609,070,43x.x3	609,070,43x.x3	609,070,43x.x3
1A	Clamp Nylon Cable 3/4 (2) not shown	901,900,55x.x1	901,900,55x.x1	901,900,55x.x1	901,900,55x.x1
2A	Vend Motor Assy., Wide HVV (Electronic)	NA	609,070,70x.x3	609,070,70x.x3	609,070,70x.x3
2B	Vend Cam, Wide Column Grey	NA	801,809,80x.x1	801,809,80x.x1	801,809,80x.x1
2C	Adjustable Cam, Wide Column Red	NA	801,809,79x.x1	801,809,79x.x1	801,809,79x.x1
3A	Vend Motor Assy., Narrow HVV (Electronic)	609,070,90x.x3	609,070,90x.x3	609,070,90x.x3	609,070,90x.x3
3B	Vend Cam, Narrow Column Brown	801,806,18x.x1	801,806,18x.x1	801,806,18x.x1	801,806,18x.x1
3C	Adjustable Cam, Narrow Column Brown	801,806,61x.x1	801,806,61x.x1	801,806,61x.x1	801,806,61x.x1
4	Vend Motor Switch Switch Electronic	804,100,73x.x1	804,100,73x.x1	804,100,73x.x1	804,100,73x.x1
5	Vend Motor Switch Insulator	905,800,33x.x1	905,800,33x.x1	905,800,33x.x1	905,800,33x.x1
6	Vend Rotor - Narrow Column	801,201,56x.x1	801,201,56x.x1	801,201,56x.x1	801,201,56x.x1
7	Vend Oscillator - Wide Column	801,201,57x.x1	801,201,57x.x1	801,201,57x.x1	801,201,57x.x1
7A	Package Retainer - Oscillator	NA	801,807,87x.x1	801,807,87x.x1	801,807,87x.x1
8	Nyliner Front Wide Column Only (#8L2-FF) Rear All Columns	NA NA	901,804,23x.x1 801,803,17x.x1	901,804,23x.x1 801,803,17x.x1	901,804,23x.x1 801,803,17x.x1
9	Rod and Spring Assembly	800,503,00x.x1	800,503,00x.x1	800,503,00x.x1	800,503,00x.x1
10	Tubes for Rod and Spring Assy. Red Yellow White Black	801,903,23x.x1 801,903,25x.x1 801,903,24x.x1 801,904,04x.x1	801,903,23x.x1 801,903,25x.x1 801,903,24x.x1 801,904,04x.x1	801,903,23x.x1 801,903,25x.x1 801,903,24x.x1 801,904,04x.x1	801,903,23x.x1 801,903,25x.x1 801,903,24x.x1 801,904,04x.x1
11	Vend Motor Cover Trim	801,807,85x.x1	801,807,85x.x1	801,807,85x.x1	801,807,85x.x1
12	Rear Air Deflector	801,903,35x.x1	801,903,29x.x1	801,903,29x.x1	801,903,29x.x1
A6	Screw, Vend Motor #4-24x3/4 (single switch)	900,300,47xx.1	900,300,47xx.1	900,300,47xx.1	900,300,47xx.1
A9	Screw, Phil Pan 8-32x3/8	900,301,56x.x1	900,301,56x.x1	900,301,56x.x1	900,301,56x.x1

# PARTS LIST


## CABINET AND VEND MECHANISM (SECTION TWO)



NA = NOT APPLICABLE  
Part numbers subject to change without notice.

# PARTS LIST

## CABINET AND VEND MECHANISM (SECTION TWO)



ITEM	DESCRIPTION	HT3 (276E)	HT2 (501E)	HT3 (501E)	HT3 (600E)
1A	Sold-Out Switch Assy. Electronic (w/ gold cross point) - Xenoy 1731	804,100,75x.x1	804,100,75x.x1	804,100,75x.x1	804,100,75x.x1
1B	Sold-Out Paddle				
	Standard Emodel (shown)	432,070,19x.x3	432,070,19x.x3	432,070,19x.x3	432,070,19x.x3
	Special Use Only - E-Models	609,070,19x.x3	609,070,19x.x3	609,070,19x.x3	609,070,19x.x3
	Narrow - Special Use Only E-Models	432,070,17x.x3	432,070,17x.x3	432,070,17x.x3	432,070,17x.x3
1C	Sold-Out Paddle Spring	901,700,74x.x1	901,700,74x.x1	901,700,74x.x1	901,700,74x.x1
2A	Front, Left Mechanism Support (shown)	NA	609,070,22x.x3	NA	NA
2B	Rear Mechanism Support (shown)	497,070,01x.x3	497,070,01x.x3	497,070,01x.x3	497,070,01x.x3
2C	Front, Right Mechanism Support (not shown)	NA	609,070,23x.x3	NA	NA
3A	Evaporator Fan Motor Assy.				
	115V	609,044,30x.x3	491,000,20x.x3	609,044,30x.x3	609,044,30x.x3
	220-240V	NA	491,140,40x.x3	NA	NA
	120V/60Hz Energy Star	646,040,40x.x3	NA	646,040,40x.x3	646,040,40x.x3
3B	Evaporator Fan Motor				
	115V	804,501,12x.x1	609,044,40x.x3	804,501,12x.x1	804,501,12x.x1
	220-240V / 50 Hz	609,044,60x.x3	609,044,60x.x3	609,044,60x.x3	609,044,60x.x3
	120V/60Hz Energy Star	804,501,28x.x1	NA	804,501,28x.x1	804,501,28x.x1
3C	Evaporator Fan Motor Bracket	164,040,08x.x3	164,040,08x.x3	164,040,08x.x3	164,040,08x.x3
3D	Evaporator Fan Blade All Styles (AD775CW32S or FV775CW30S)	801,303,27x.x1	801,303,27x.x1	801,303,27x.x1	801,303,27x.x1
3E	Evaporator Fan Harness				
	Prior to Energy Star 0197-6978CC	804,914,36x.x1	804,914,35x.x1	804,914,35x.x1	804,914,35x.x1
	Energy Star 0197-6978CC	804,922,37x.x1	NA	804,922,37x.x1	804,922,37x.x1
3F	Evaporator Fan Choke Extension Harness Energy Star 0197-6978CC	804,922,52x.x1	NA	804,922,52x.x1	804,922,52x.x1
3G	Choke Energy Star 0197-6978CC	804,920,41x.x1	NA	804,920,41x.x1	804,920,41x.x1
4	Wire Shield	615,070,12x.x3	267,070,37x.x3	267,070,37x.x3	267,070,37x.x3
5A	Foam Block, EPS	903,300,77x.x1	903,300,77x.x1	903,300,77x.x1	903,300,77x.x1
5B	Hinge Pocket Cover	169,000,13x.x3	169,000,13x.x3	169,000,13x.x3	169,000,13x.x3
6	Journal	NA	176,072,11x.x3	176,072,11x.x3	176,072,11x.x3
7	Shims				
	Flat Shim 3/32" (wide column) Waffle	NA	801,812,04x.x1	801,812,04x.x1	801,812,04x.x1
	Short Flat Shim 3/32" (wide column)	NA	801,809,81x.x1	801,809,81x.x1	801,809,81x.x1

NA = Not Applicable  
Part numbers subject to change without notice.



## PARTS LIST

	Can Stop Shim, Right (narrow column)	805,701,14x.x1	805,701,14x.x1	805,701,14x.x1	805,701,14x.x1
	Bottle Shim, Right (narrow column)	805,701,15x.x1	805,701,15x.x1	805,701,15x.x1	805,701,15x.x1
	Bottle Shim, Right (narrow column) Expose Stiffener	801,304,96x.x1	801,304,96x.x1	801,304,96x.x1	801,304,96x.x1
	Angle Shim (wide column)	NA	610,070,06x.x3	610,070,06x.x3	610,070,06x.x3
	Angle Shim (narrow column)	609,010,10x.x3	609,010,10x.x3	609,010,10x.x3	609,010,10x.x3
	Rotor Shim 330 ml x 4	801,305,21x.x1	801,305,21x.x1	801,305,21x.x1	801,305,21x.x1
	Shim 330 ml x 4 Can, Narrow Column	609,070,53x.x3	609,070,53x.x3	609,070,53x.x3	609,070,53x.x3
	Can Stop Shim, 330 ml (3 deep)	609,070,71x.x3	609,070,71x.x3	609,070,71x.x3	609,070,71x.x3
	Shim 25 cl x 4 Can, Narrow Column	609,070,56x.x3	609,070,56x.x3	609,070,56x.x3	609,070,56x.x3
	Bottom Shim, Exposed Stiffener Extended Lip	609,070,65x.x3	609,070,65x.x3	609,070,65x.x3	609,070,65x.x3
	Flat Shim 3/32 Large Product	801,811,05x.x1	801,811,05x.x1	801,811,05x.x1	801,811,05x.x1
	Shim Back	609,071,02x.x3	609,071,02x.x3	609,071,02x.x3	609,071,02x.x3
	Can Stop Shim Long Lip	609,070,64x.x3	609,070,64x.x3	609,070,64x.x3	609,070,64x.x3
8	Nyliner				
	Front Wide Column Only (#8L2-FF)	NA	901,804,23x.x1	901,804,23x.x1	901,804,23x.x1
	Rear All Columns	801,803,17x.x1	801,803,17x.x1	801,803,17x.x1	801,803,17x.x1
9	Chute, Can/Bottle HVV Plastic	631,057,90x.x3	609,077,80x.x3	609,077,80x.x3	609,077,80x.x3
9A	Screw, 8-32x1/2 Sems Phil Pan	900,303,09x.x1	900,303,09x.x1	900,303,09x.x1	900,303,09x.x1
9B	Strip, Poly Foam 34" (under chute)	803,301,30x.x1	803,301,30x.x1	803,301,30x.x1	803,301,30x.x1
A3	Screw, Phil Pan 10-32x5/16"	900,301,83x.x1	900,301,83x.x1	900,301,83x.x1	900,301,83x.x1
B5	Speed Nut (evaporator fan & condenser fan)	900,800,85x.x1	900,800,85x.x1	900,800,85x.x1	900,800,85x.x1

# PARTS LIST

## CABINET AND VEND MECHANISM (SECTION THREE)



NA = Not Applicable  
Part numbers subject to change without notice.

## PARTS LIST

### CABINET AND VEND MECHANISM (SECTION THREE)

ITEM	DESCRIPTION	HT3 (276E)	HT2 (501E)	HT3 (501E)	HT3 (600E)
1	Foam Cabinet Assy. HVV	631,061,10x.x3	609,001,20x.x3	631,060,40x.x3	631,060,50x.x3
2A	Stack Assy.				
	12 oz. Cans	615,070,00x.x3	609,071,20x.x3	609,071,20x.x3	610,070,50x.x3
	20 oz. Bottles	615,071,30x.x3	609,071,50x.x3	609,071,50x.x3	610,070,80x.x3
	330 ml Can 4 deep	609,074,90x.x3	609,074,40x.x3	609,074,40x.x3	610,071,70x.x3
2B	Stack Sub Assy. (Not Shown)	615,071,40x.x3	609,071,10x.x3	609,071,10x.x3	610,070,40x.x3
3A	Rear Spacer Assy. Wide Column	NA	498,071,30x.x3	498,071,30x.x3	497,073,10x.x3
3B	Rear Spacer Assy. Narrow Column	498,071,40x.x3	498,071,40x.x3	498,071,40x.x3	497,073,20x.x3
3C	Latch Spring				
	Wide	NA	901,700,88x.x1	901,700,88x.x1	901,700,88x.x1
	Narrow	901,700,86x.x1	901,700,86x.x1	901,700,86x.x1	901,700,86x.x1
4A	Plate, Protective LS Ext. Hinge (Specify Blue)	594,020,14x.x3	609,000,01x.x3	594,020,14x.x3	594,020,17x.x3
4B	Plate, Protective RT Cab (Specify Blue)	165,000,04x.x3	165,000,04x.x3	165,000,04x.x3	164,000,04x.x3
5	Environmental Control Kit	631,004,00x.x4	631,004,00x.x4	631,004,00x.x4	631,004,00x.x4
5A	Relay (3) (Environmental Control Venders Only)	804,200,26x.x1	804,200,26x.x1	804,200,26x.x1	804,200,26x.x1
5B	Plate Mounting Relay (used on all HVV Machines)	631,000,64x.x3	631,000,64x.x3	631,000,64x.x3	631,000,64x.x3
5C	Filter (powerline) (All HT2 501E)	NA	804,917,96x.x1	NA	NA
5D	Choke (Used on all HVV Machines) (replaces Filter – 5C)	804,919,09x.x1	804,919,09x.x1	804,919,09x.x1	804,919,09x.x1
6A	Label, Light Relay (Environmental Control Venders Only)	803,860,68x.x1	803,860,68x.x1	803,860,68x.x1	803,860,68x.x1
6B	Label, Fan Relay (Environmental Control Venders Only)	803,860,69x.x1	803,860,69x.x1	803,860,69x.x1	803,860,69x.x1
6C	Label, Compressor Relay (Environmental Control Venders Only)	803,860,70x.x1	803,860,70x.x1	803,860,70x.x1	803,860,70x.x1
7	Cabinet Front Stiffener Plate	596,040,04x.x3	594,021,10x.x3	594,021,10x.x3	594,021,10x.x3
8	Trim Access Hole Stiffener	801,807,10x.x1	801,807,10x.x1	801,807,10x.x1	801,807,10x.x1
9	Caterpillar Grommeting	801,809,93x.x1	801,809,93x.x1	801,809,93x.x1	801,809,93x.x1
10	Mullion	801,806,28x.x1	801,806,21x.x1	801,806,23x.x1	801,806,23x.x1
11	Mullion Cover	801,303,83x.x1	801,303,83x.x1	801,303,83x.x1	801,303,83x.x1
12	Kydex Door (not shown)	801,903,34x.x1	801,903,34x.x1	801,903,34x.x1	801,903,34x.x1
13	Choke / Relay Plate Assy.	631,007,30x.x3	NA	631,007,30x.x3	631,007,30x.x3
A4	Screw, Phil Pan 8-18x1/2	900,301,50x.x1	900,301,50x.x1	900,301,50x.x1	900,301,50x.x1
A5	Screw, Phil Pan Swage Form #8-32x1/4"	900,301,97x.x1	900,301,97x.x1	900,301,97x.x1	900,301,97x.x1
A9	Screw, Phil Pan 8-32x3/8	900,301,56x.x1	900,301,56x.x1	900,301,56x.x1	900,301,56x.x1
A10	Screw, Machine #6-32x1 1/4"	900,201,31x.x1	900,201,31x.x1	900,201,31x.x1	900,201,31x.x1
A14	Screw, Phil Pan 10-32x1 1/4	900,301,81x.x1	900,301,81x.x1	900,301,81x.x1	900,301,81x.x1
A16	Screw, Phil Pan Sems 8-18x1/2"	900,301,65x.x1	900,301,65x.x1	900,301,65x.x1	900,301,65x.x1
A17	Screw, Type F 1/4-20x5/8 (Stack Bolts)	900,302,01x.x1	900,302,01x.x1	900,302,01x.x1	900,302,01x.x1
A19	Screw, Phil Pan 10-32x5/8	900,901,51x.x1	900,901,51x.x1	900,901,51x.x1	900,901,51x.x1
A21	Screw, Phil Pan 8-18x1/2	900,301,98x.x1	900,301,98x.x1	900,301,98x.x1	900,301,98x.x1
A26	Screw, Phil Pan 8-18x3/4	800,303,15x.x1	800,303,15x.x1	800,303,15x.x1	800,303,15x.x1
B2	Keps Nut 1/4"-20	900,800,67x.x1	900,800,67x.x1	900,800,67x.x1	900,800,67x.x1
C6	Lockwasher, Shakeproof 5/8" (1132-00-00-0551)	900,700,89x.x1	900,700,89x.x1	900,700,89x.x1	900,700,89x.x1
C8	Washer, Shakeproof (4610-16-01-0551)	900,700,62x.x1	900,700,62x.x1	900,700,62x.x1	900,700,62x.x1


NA = Not Applicable  
Part numbers subject to change without notice.

## PARTS LIST


E9	Carriage Bolt 1/4-20x5/8	800,303,19x.x1	800,303,19x.x1	800,303,19x.x1	800,303,19x.x1
F1	Pop Rivet, Aluminum 1/4"	901,100,43x.x1	901,100,43x.x1	901,100,43x.x1	901,100,43x.x1
F5	Pop Rivet, Steel (Zinc Plated) 1/8"	901,100,61x.x1	901,100,61x.x1	901,100,61x.x1	901,100,61x.x1
F6	Pop Rivet, Aluminum 1/8"	901,100,53x.x1	901,100,53x.x1	901,100,53x.x1	901,100,53x.x1
H2	Tinnerman Clip, Fan Shroud (C5207-014-3B)	900,901,89x.x1	900,901,89x.x1	900,901,89x.x1	900,901,89x.x1
H7	Hole Plug, Snap In - 1 1/4	801,807,01x.x1	801,807,01x.x1	801,807,01x.x1	801,807,01x.x1
I6	Clamp, Nylon 5/16 Black Heyco 3355 or Dennison 10159	900,901,79x.x1	900,901,79x.x1	900,901,79x.x1	900,901,79x.x1
I7	Clamp, Nylon 1/2" Heyco 3328	900,901,80x.x1	900,901,80x.x1	900,901,80x.x1	900,901,80x.x1

# PARTS LIST


## CABINET INTERIOR




7



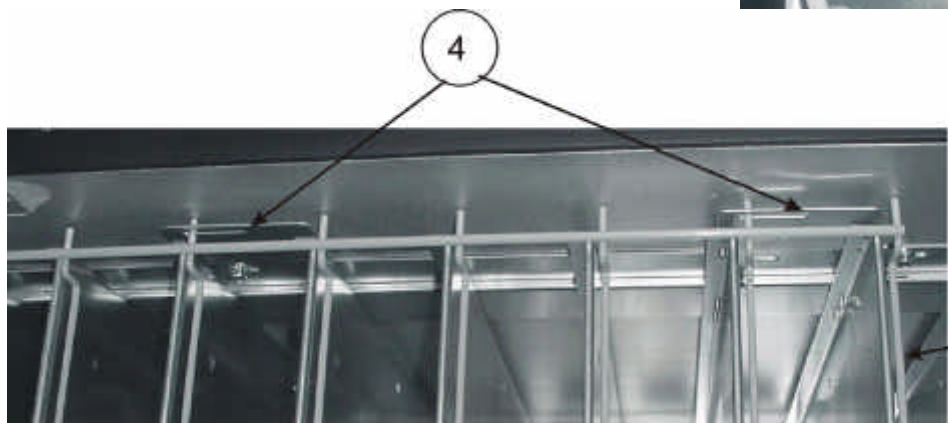
5



1E



3



4

2

NA = Not Applicable  
Part numbers subject to change without notice.

## PARTS LIST





### CABINET INTERIOR

ITEM	DESCRIPTION	HT3 (276E)	HT2 (501E)	HT3 (501E)	HT3 (600E)
1	Lock Housing				
1A	Assy. Vertical Recpt Mount	631,050,45x.x3	631,050,45x.x3	631,050,45x.x3	631,050,45x.x3
1B	Plate Assy (Black)	NA	801,306,05x.x1	801,306,05x.x1	801,306,05x.x1
1C	Screw 1/4x20x1	900,301,73x.x1	900,301,73x.x1	900,301,73x.x1	900,301,73x.x1
1D	Nut 1/4-20 Nylong Insert, Locking	800,303,48x.x1	800,303,48x.x1	800,303,48x.x1	800,303,48x.x1
1E	E-Lock Shim	NA	631,000,76x.x3	631,000,76x.x3	631,000,76x.x3
2	Gate, Wire	801,401,76x.x1	801,401,72x.x1	801,401,72x.x1	801,401,72x.x1
3	Wire Gate Latch Lock & Guide	801,401,77x.x1	801,401,77x.x1	801,401,77x.x1	801,401,77x.x1
4	Wire Gate Bracket Top	609,070,36x.x3	609,070,36x.x3	609,070,36x.x3	609,070,36x.x3
5	Label - Close Gate	805,029,45x.x1	805,029,45x.x1	805,029,45x.x1	805,029,45x.x1
6	Clamp, Nylon Cable 1/2" (Not Shown)	900,901,80x.x1	900,901,80x.x1	900,901,80x.x1	900,901,80x.x1
7	Leveling Leg 5/8"-11x2 1/16"	900,502,49x.x1	900,502,49x.x1	900,502,49x.x1	900,502,49x.x1
8	Mounting Bracket, Rear (Not Shown)	609,070,24x.x3	609,070,24x.x3	609,070,24x.x3	609,070,24x.x3
A4	Screw, Phil Pan 8-18x1/2	900,301,50x.x1	900,301,50x.x1	900,301,50x.x1	900,301,50x.x1
A5	Screw, Phil Pan Swage Form #8-32x1/4"	900,301,97x.x1	900,301,97x.x1	900,301,97x.x1	900,301,97x.x1
A9	Screw, Phil Pan 8-32x3/8	900,301,56x.x1	900,301,56x.x1	900,301,56x.x1	900,301,56x.x1
A10	Screw, Machine #6-32x1 1/4"	900,201,31x.x1	900,201,31x.x1	900,201,31x.x1	900,201,31x.x1
A14	Screw, Phil Pan 10-32x1 1/4	900,301,81x.x1	900,301,81x.x1	900,301,81x.x1	900,301,81x.x1
A16	Screw, Phil Pan Sems 8-18x1/2"	900,301,65x.x1	900,301,65x.x1	900,301,65x.x1	900,301,65x.x1
A17	Screw, Type F 1/4-20x5/8 (Stack Bolts)	900,302,01x.x1	900,302,01x.x1	900,302,01x.x1	900,302,01x.x1
A19	Screw, Phil Pan 10-32x5/8	900,901,51x.x1	900,901,51x.x1	900,901,51x.x1	900,901,51x.x1
A21	Screw, Phil Pan 8-18x1/2	900,301,98x.x1	900,301,98x.x1	900,301,98x.x1	900,301,98x.x1
A26	Screw, Phil Pan 8-18x3/4	800,303,15x.x1	800,303,15x.x1	800,303,15x.x1	800,303,15x.x1
B2	Keps Nut 1/4"-20	900,800,67x.x1	900,800,67x.x1	900,800,67x.x1	900,800,67x.x1
C6	Lockwasher, Shakeproof 5/8" (1132-00-00-0551)	900,700,89x.x1	900,700,89x.x1	900,700,89x.x1	900,700,89x.x1
C8	Washer, Shakeproof (4610-16-01-0551)	900,700,62x.x1	900,700,62x.x1	900,700,62x.x1	900,700,62x.x1
E9	Carriage Bolt 1/4-20x5/8	800,303,19x.x1	800,303,19x.x1	800,303,19x.x1	800,303,19x.x1
F1	Pop Rivet, Aluminum 1/4"	901,100,43x.x1	901,100,43x.x1	901,100,43x.x1	901,100,43x.x1
F5	Pop Rivet, Steel (Zinc Plated) 1/8"	901,100,61x.x1	901,100,61x.x1	901,100,61x.x1	901,100,61x.x1
F6	Pop Rivet, Aluminum 1/8"	901,100,53x.x1	901,100,53x.x1	901,100,53x.x1	901,100,53x.x1
H2	Tinnerman Clip, Fan Shroud (C5207-014-3B)	900,901,89x.x1	900,901,89x.x1	900,901,89x.x1	900,901,89x.x1
H7	Hole Plug, Snap In - 1 1/4	801,807,01x.x1	801,807,01x.x1	801,807,01x.x1	801,807,01x.x1
I6	Clamp, Nylon 5/16 Black Heyco 3355 or Dennison 10159	900,901,79x.x1	900,901,79x.x1	900,901,79x.x1	900,901,79x.x1
I7	Clamp, Nylon 1/2" Heyco 3328	900,901,80x.x1	900,901,80x.x1	900,901,80x.x1	900,901,80x.x1

NA = Not Applicable  
Part numbers subject to change without notice.

# PARTS LIST

## HINGES AND ROLLER ASSY.



NA = Not Applicable  
Part numbers subject to change without notice.

## PARTS LIST

### HINGES AND ROLLER ASSY.






ITEM	DESCRIPTION	HT3 (276E)	HT2 (501E)	HT3 (501E)	HT3 (600E)
1A	Roller, Main Door				
	All Styles	901,806,20x.x1	901,806,20x.x1	901,806,20x.x1	901,806,20x.x1
1B	Roller Pin				
	All Styles	900,502,19x.x1	900,502,19x.x1	900,502,19x.x1	900,502,19x.x1
2A	Assy., Top Hinge (drop in pin) E-Models				
	All Styles Pepsi	631,062,00x.x3	609,051,40x.x3	609,051,40x.x3	609,051,40x.x3
	All Styles Mtn. Dew	631,055,40x.x3	NA	631,055,40x.x3	631,055,40x.x3
2B	Top Hinge (drop in pin) E-Models				
	All Styles	801,304,92x.x1	801,304,92x.x1	801,304,92x.x1	801,304,92x.x1
2C	Top Hinge Spacer				
	All Styles	169,000,15x.x3	169,000,15x.x3	169,000,15x.x3	169,000,15x.x3
2D	Bearing Sleeve				
	All Styles	805,300,42x.x1	805,300,42x.x1	805,300,42x.x1	805,300,42x.x1
3A	Bottom Hinge Sleeve				
	All Styles	900,502,64x.x1	900,502,64x.x1	900,502,64x.x1	900,502,64x.x1
3B	Bottom Hinge Pin				
	Pepsi	900,502,70x.x1	900,502,70x.x1	900,502,70x.x1	900,502,70x.x1
3C	Bottom Hinge Assy. Cabinet				
	Pepsi	801,305,07x.x1	801,304,90x.x1	801,305,07x.x1	801,305,07x.x1
4A	Door Stop Pepsi	631,001,43x.x3	NA	631,001,43x.x3	631,001,43x.x3
	Door Stop Mtn. Dew	631,050,42x.x3	NA	631,050,42x.x3	631,050,42x.x3
4B	Door Stop Bracket Pepsi	592,051,19x.x3	NA	592,051,19x.x3	592,051,19x.x3
	Door Stop Bracket Mtn. Dew	631,050,41x.x3	NA	631,050,41x.x3	631,050,41x.x3
A9	Screw, Phil Pan Swage Form #8-32x3/8"	900,301,56x.x1	900,301,56x.x1	900,301,56x.x1	900,301,56x.x1
A15	Screw, Machine Truss #10-32x1/2"	900,201,14x.x1	900,201,14x.x1	900,201,14x.x1	900,201,14x.x1
A17	Screw, Self Tapping 1/4-20x5/8"	900,302,01x.x1	900,302,01x.x1	900,302,01x.x1	900,302,01x.x1
B2	Keps Nut, 1/4-20	900,800,67x.x1	900,800,67x.x1	900,800,67x.x1	900,800,67x.x1
B4	Keps Nut, Top Door Hinge 3/8-16	900,800,69x.x1	900,800,69x.x1	900,800,69x.x1	900,800,69x.x1
B10	Hex Nut, 5/16-28 Center w/Flange (top hinge - drop in)	900,801,02x.x1	900,801,02x.x1	900,801,02x.x1	900,801,02x.x1
C2	Flat Washer Door Hinge (Bottom)	901,303,77x.x1	901,303,77x.x1	901,303,77x.x1	901,303,77x.x1
C10	Washer, Flat 18 Gauge	900,700,83x.x1	900,700,83x.x1	900,700,83x.x1	900,700,83x.x1
C11	Flat Washer, 14 Gauge 5/16"-3/8"x7/8"	900,700,08x.x1	900,700,08x.x1	900,700,08x.x1	900,700,08x.x1
E2	Carriage Bolt, 1/4-20x1 (Top Hinge)	NA	900,201,17x.x1	NA	NA
E6	Carriage Bolt 1/4-20x3/4"	900,201,56x.x1	900,201,56x.x1	900,201,56x.x1	900,201,56x.x1
E8	Carriage Bolt, 1/4-20x1 1/4 (top hinge - drop in)	900,201,85x.x1	900,201,85x.x1	900,201,85x.x1	900,201,85x.x1
E9	Carriage Bolt, 1/4-20x5/8"	800,303,19x.x1	800,303,19x.x1	800,303,19x.x1	800,303,19x.x1
	Carriage Bolt, 1/4-20x1 1/4 (top hinge)	900,201,23x.x1	NA	900,201,23x.x1	900,201,23x.x1
H5	Retainer, Roller Pin	900,900,90x.x1	900,900,90x.x1	900,900,90x.x1	900,900,90x.x1

NA = Not Applicable  
Part numbers subject to change without notice.



# PARTS LIST

## REFRIGERATION SYSTEM (SECTION ONE)



NA = Not Applicable  
Part numbers subject to change without notice.

# PARTS LIST

## REFRIGERATION SYSTEM (SECTION ONE)

ITEM	DESCRIPTION	HT2 (501E)	HT3 (276E/501E/600E)
1	Complete Refrigeration System		
	*Domestic 1203ft C-E 115/60 prior to 0401-6917	609,046,20x.x4	609,046,20x.x4
	*Domestic 3001 C-E 115/60 0401-6917 & higher	609,047,10x.x4	609,047,10x.x4
	1/3 HP 220-240/50 "E" (1222B-E IEC)	609,040,20x.x3	609,040,20x.x3
	1/3 HP 220-240/50 "E" (1222B-E AUS)	609,040,30x.x3	609,040,30x.x3
	1/3 HP 220-240/50 "E" (1222B-E GEN)	609,040,40x.x3	609,040,40x.x3
2A	Compressor		
	*FFI12HBX 115/60 1/3 HP (for 1203ft)	802,501,74x.x1	802,501,74x.x1
	*FFI12HBX 115/60 1/3 HP (for 3001)	NA	802,501,74x.x1
	FFI12HBK 220/50 1/3 HP	802,502,17x.x1	802,502,17x.x1
2B	Compressor Lead Harness (Not Shown)		
	115/60 (1202CB-E)	904,900,61x.x1	904,900,61x.x1
	Europe (1222B-E IEC)	804,905,32x.x1	804,905,32x.x1
	IECA (1222B-E AUS)	804,904,49x.x1	804,904,49x.x1
	220/50 (1222B-E GEN)	904,900,61x.x1	904,900,61x.x1
2C	Compressor Mounting Grommet (Black)	902,000,57x.x1	902,000,57x.x1
2D	Compressor Mounting Clip	900,901,88x.x1	900,901,88x.x1
2E	Compressor Grommet Plug, Plastic	901,803,91x.x1	901,803,91x.x1
3A	*Condenser Base Plate for 1203	491,040,25x.x3	491,040,25x.x3
	*Condenser Base Plate for 3001	NA	639,040,02x.x3
3B	Condenser Fan Motor Assy.		
	*115/60 for 1203	491,040,20x.x3	491,040,20x.x3
	*115/60 for 3001	NA	TBD
	220/50	491,140,30x.x3	491,140,30x.x3
3C	Condenser Fan Motor Bracket ("A" Frame)		
	*115/60 for 1203	804,500,67x.x1	804,500,67x.x1
	*115/60 for 3001	NA	801,306,63x.x1
	220/50	804,500,70x.x1	804,500,70x.x1
3D	Condenser Fan Blade		
	*All Styles FY870CW25S for 1203	800,103,37x.x2	800,103,37x.x2
	*All Styles FV900CW30S for 3001	NA	801,306,65x.x1
4A	Drain Pan Assy. w/ Fiberglass Soakers	491,000,10x.x3	805,800,71x.x1
4B	Drain Pan, Plastic w/ Fingers (Not Shown)	801,804,24x.x1	801,804,24x.x1
4C	Soakers, Fiberglass (14 required)	905,800,69x.x1	905,800,69x.x1
5A	Ingress Guard	594,041,40x.x3	594,041,40x.x3
5B	Rear Condensate Plate	801,903,52x.x1	801,903,52x.x1
6A	Drain Tube	801,806,05x.x1	801,806,05x.x1
6B	Drain Tube Nut	900,301,79x.x1	900,301,79x.x1
7A	Drain Hose	901,900,50x.x1	901,900,50x.x1
7B	Drain Hose Clamp	900,901,03x.x1	900,901,03x.x1
8	Main Wiring Harness (Detachable)		
	United States & Mexico	804,902,22x.x1	804,917,26x.x1
9	Power Cord (Detachable)	804,917,28x.x1	804,917,28x.x1


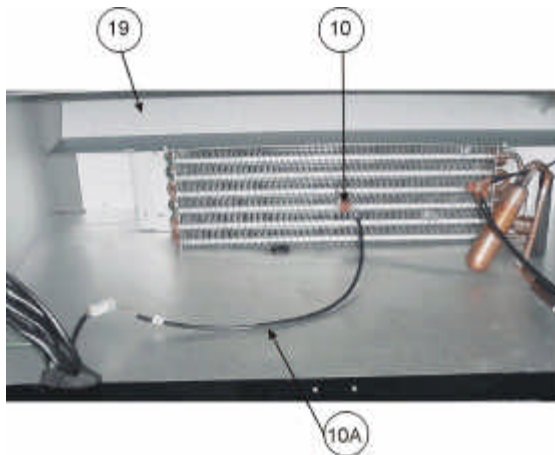



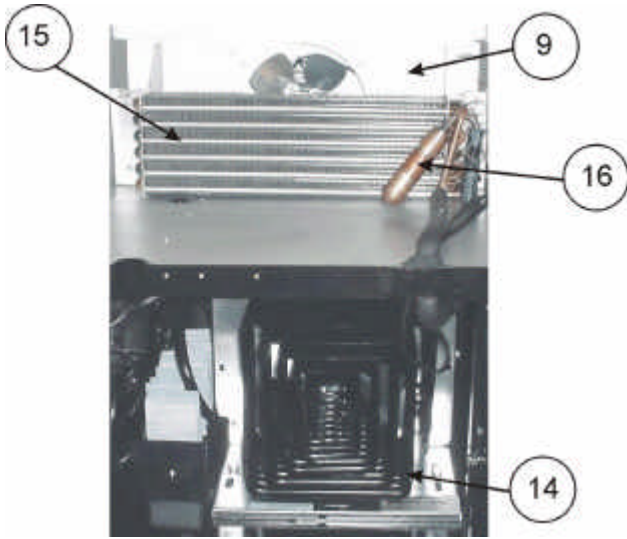
**\*Exceptions :** 0572 through 0580 – 6917 ; 0001 through 0286 – 6920 ; 0256 through 0270 – 6923

Use the Domestic 3001 115/60 Unit.

NA = Not Applicable  
Part numbers subject to change without notice.

# PARTS LIST

## REFRIGERATION SYSTEM (SECTION TWO)



NA = Not Applicable  
Part numbers subject to change without notice.

**PARTS LIST**

**REFRIGERATION SYSTEM  
(SECTION TWO)**

ITEM	DESCRIPTION	HT2 (501E)	HT3 (276E/501E/600E)
9	Fan Housing Assy.		
	Assy., Housing Fan (Wide)	609,044,80x.x1	609,044,80x.x1
	Assy, Fan Evaporator Energy Star 0197-6978CC & higher	N/A	646,040,40x.x3
10	Temperature Sensor (Encapsulated)	804,919,35x.x1	804,919,35x.x1
10A	Temp Sensor Harness	804,917,41x.x1	804,917,41x.x1
10B	Cover, Temp Sensor HVV	631,001,42x.x3	631,001,42x.x3
11	*Condenser Fan Shroud for 1203	491,040,11x.x3	491,040,11x.x3
	*Condenser Fan Shroud for 3001	NA	640,040,02x.x3
12	Overload – Relay Cover Assy.		
	Domestic	802,501,77x.x1	802,501,77x.x1
12A	Relay		
	Domestic Models Embraco 1.351.605	802,502,13x.x1	802,502,13x.x1
12B	Overload		
	Domestic Models	802,502,10x.x1	802,502,10x.x1
12C	Cover	802,501,86x.x1	802,501,86x.x1
13	Dryer		
	.054 Outlet 4AXH7	802,401,29x.x1	802,401,29x.x1
14	Condenser		
	*3 FPI for 1203	802,600,68x.x1	802,600,68x.x1
	*1.3 FPI for 3001	NA	802,600,69x.x1
15	Evaporator (short)		
	CW01655 (1/3 HP)	802,600,37x.x1	802,600,37x.x1
16	Accumulator		
	1/3 HP	802,400,46x.x1	802,400,46x.x1
17	Capacitor, Start		
	Domestic, 233-280MFD / 115V 60 Hz (FOR 1/3 HP)	802,501,21x.x1	802,501,21x.x1
17A	Capacitor, End Cap Bottom Hole (Not Shown)		
	Domestic	802,501,18x.x1	802,501,18x.x1
17B	Capacitor Assembling Bracket (Not Shown)		
	Domestic	802,501,87x.x1	802,501,87x.x1
18	Cover, Embraco (Not Shown)		
	x.x5x.x04 Short (Domestic) – 1/3 HP	802,501,86x.x1	802,501,86x.x1
	x.x5x.x00 Long (220/50) – 1/3 HP	802,501,95x.x1	802,501,95x.x1
19	Top Evaporator Cover	609,050,06x.x3	609,050,51x.x3
20	Temp Control Plate	NA	491,070,08x.x3
21	GE Temp Control	NA	802,800,58x.x1
22	Silencer	902,100,29x.x1	902,100,29x.x1
23	Choke Energy Star 0197-6978CC & high	NA	804,920,41x.x1

**\*Exceptions :** 0572 through 0580 – 6917 ; 0001 through 0286 – 6920 ; 0256 through 0270 – 6923

Use the Domestic 3001 115/60 Unit.

## PARTS LIST

### MISC. LABELS

ITEM	DESCRIPTION	HT3 (276E)	HT2 (501E)	HT3 (501E)	HT3 (600E)
1	Labels				
	Price Label Sheet	803,861,87x.x1	803,861,87x.x1	803,861,87x.x1	803,861,87x.x1
	HVV Programming (English)	803,870,25x.x1	803,870,25x.x1	803,870,25x.x1	803,870,25x.x1
	SBC Programming	803,870,25x.x1	803,870,25x.x1	803,870,25x.x1	803,870,25x.x1
	Package Set-Up Guide Domestic (Non Coke)	803,849,11x.x1	803,849,11x.x1	803,849,11x.x1	803,849,11x.x1
	Label, Light Relay	803,860,68x.x1	803,860,68x.x1	803,860,68x.x1	803,860,68x.x1
	Label, Fan Relay	803,860,69x.x1	803,860,69x.x1	803,860,69x.x1	803,860,69x.x1
	Label, Compressor Relay	803,860,70x.x1	803,860,70x.x1	803,860,70x.x1	803,860,70x.x1
	Close Gate Sign	805,029,45x.x1	805,029,45x.x1	805,029,45x.x1	805,029,45x.x1
	Warning: Do Not Tilt	803,868,29x.x1	803,868,29x.x1	803,868,29x.x1	803,868,29x.x1
	134A Removable Substance	903,833,54x.x1	903,833,54x.x1	903,833,54x.x1	903,833,54x.x1
	Money Removed Daily	903,805,70x.x1	903,805,70x.x1	903,805,70x.x1	903,805,70x.x1
	Power Disconnect, Warning	803,857,01x.x1	803,857,01x.x1	803,857,01x.x1	803,857,01x.x1
	Power Supply Cord Label	803,834,65x.x1	803,834,65x.x1	803,834,65x.x1	803,834,65x.x1
	Skid Removal	903,828,70x.x1	903,828,70x.x1	903,828,70x.x1	903,828,70x.x1
	Coin Mechanism Label	803,863,59x.x1	803,863,59x.x1	803,863,59x.x1	803,863,59x.x1
	Fuses F1-lamp, F2-6A	803,843,91x.x1	803,843,91x.x1	803,843,91x.x1	803,843,91x.x1
	Mercury Notice Label	803,860,59x.x1	803,860,59x.x1	803,860,59x.x1	803,860,59x.x1
	Notice - No Refund Label	803,860,53x.x1	803,860,53x.x1	803,860,53x.x1	803,860,53x.x1
	Sold Out / Ready to Vend Light Switch Label	803,863,63x.x1	803,863,63x.x1	803,863,63x.x1	803,863,63x.x1
	Motor Cover Label	803,863,09x.x1	803,863,09x.x1	803,863,09x.x1	803,863,09x.x1
	Button & Stack Label	803,867,45x.x1	803,863,61x.x1	803,863,61x.x1	803,863,61x.x1
	Button Decal	803,869,25x.x1	NA	NA	NA
	Important Load Instructions	803,860,71x.x1	803,860,71x.x1	803,860,71x.x1	803,860,71x.x1
	Caution & Fuse Label	803,857,06x.x1	803,857,06x.x1	803,857,06x.x1	803,857,06x.x1
	Pepsi Medallion	803,864,94x.x1	803,864,94x.x1	803,864,94x.x1	803,864,94x.x1
	Mtn. Dew Medallion	803,864,95x.x1	803,864,95x.x1	803,864,95x.x1	803,864,95x.x1
2	Wiring Diagram HVV Pepsi – 12 Select	803,864,29x.x1	803,863,07x.x1	803,864,29x.x1	803,864,29x.x1
3	Pepsi Domestic Bottle Side Decal 72x25.25	803,861,85x.x1	803,861,85x.x1	803,861,85x.x1	803,861,85x.x1
4	Installation & Setup Guide	903,901,60x.x1	903,901,60x.x1	903,901,60x.x1	903,901,60x.x1
5	Technical Manual	803,903,12x.x1	803,903,12x.x1	803,903,12x.x1	803,903,12x.x1
6	Trifold Brochure Electronic Door Lock	803,903,23x.x1	803,903,23x.x1	803,903,23x.x1	803,903,23x.x1
7	Service Notice 34 HVV Electronic Door Lock	803,903,22x.x1	803,903,22x.x1	803,903,22x.x1	803,903,22x.x1
8	HVV Override Switch Kit (does not work in DP SL5)	626,,020,44x.x4	NA	626,,020,44x.x4	626,,020,44x.x4

NA = Not Applicable  
Part numbers subject to change without notice.

## PARTS LIST

### DOMESTIC SIGNS & SIDE DECALS (Contact Parts Department for any not listed)

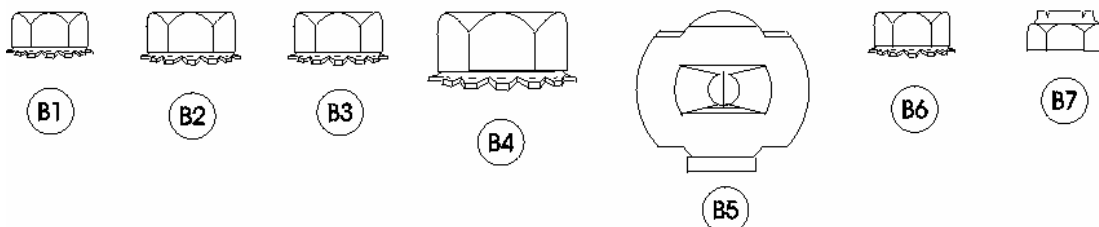
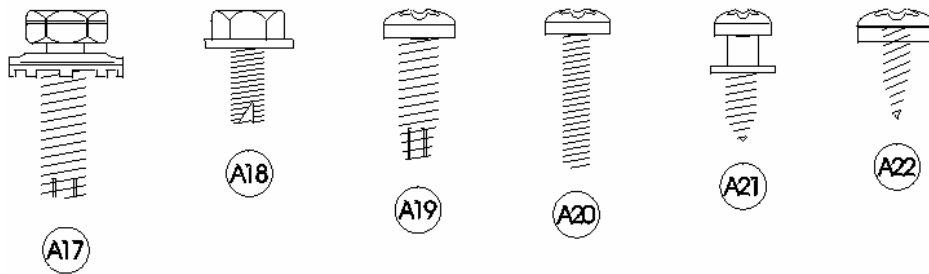
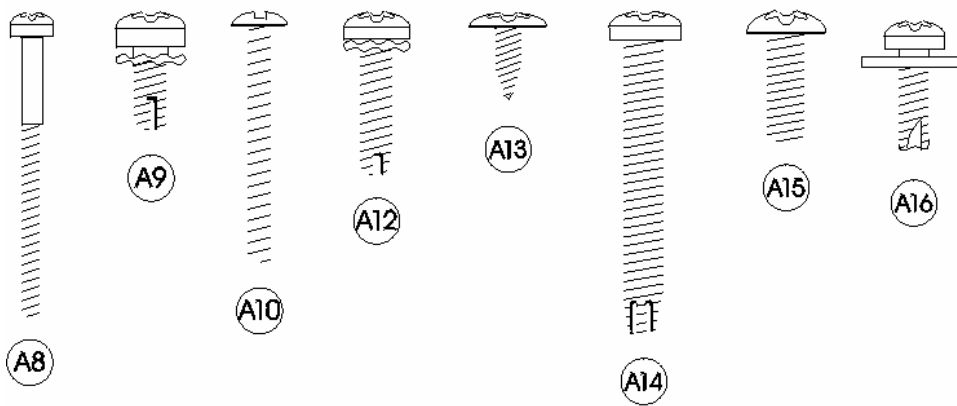
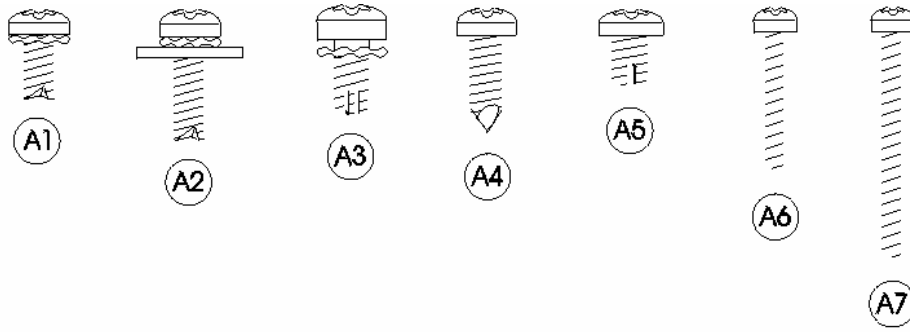
ITEM	DESCRIPTION	HT3 (276E)	HT2 (501E)	HT3 (501E)	HT3 (600E)
3	Pepsi Side Decals				
	Pepsi Domestic Bottle 72 x 25.25	803,861,85x.x1	803,861,85x.x1	803,861,85x.x1	803,864,64x.x1
	Mountain Dew	803,864,92x.x1	NA	803,864,92x.x1	803,864,93x.x1
4	Top Sign				
	Pepsi	805,032,63x.x1	805,032,65x.x1	805,032,65x.x1	805,032,66x.x1
	Mountain Dew	805,032,74x.x1	805,031,44x.x1	805,031,44x.x1	805,031,45x.x1
5	Bottom Sign				
	Pepsi	805,032,46x.x1	805,031,34x.x1	805,031,34x.x1	805,031,34x.x1
	Mountain Dew	803,032,75x.x1	805,031,46x.x1	805,031,46x.x1	805,031,46x.x1

### Domestic Flavor Cards (Contact Parts Department for any not listed)

ITEM	DESCRIPTION	HT3 (276E)	HT2 (501E)	HT3 (501E)	HT3 (600E)
1	Flavor Card Kit – includes 2 Pepsi, Diet Pepsi, Mt Dew, & Auquafina and 1 Code Red Mt Dew, Diet Mt Dew, Sierra Mist, Pepsi One, Wild Cherry, Mug, Lipton, Orange, Dole Orange, Dole Apple, Fruitworks Pink Lemon, Fruitworks Straw Melon, Fruitworks Peach Papaya, Fruitworks Tangerine, 7 Up, & Dr Pepper	803,865,33x.x4	803,865,33x.x4	803,865,33x.x4	803,865,33x.x4
2	Pepsi	803,863,88x.x1	803,863,88x.x1	803,863,88x.x1	803,863,88x.x1
3	Diet Pepsi	803,863,90x.x1	803,863,90x.x1	803,863,90x.x1	803,863,90x.x1
4	Mtn Dew	803,863,91x.x1	803,863,91x.x1	803,863,91x.x1	803,863,91x.x1
5	Aquafina	803,863,96x.x1	803,863,96x.x1	803,863,96x.x1	803,863,96x.x1

# PARTS LIST

## SCREWS & NUTS



NA = Not Applicable  
Part numbers subject to change without notice.

## PARTS LIST

### SCREWS & NUTS

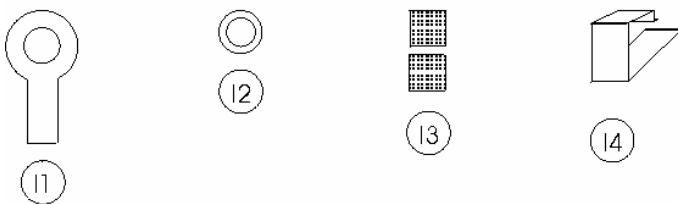
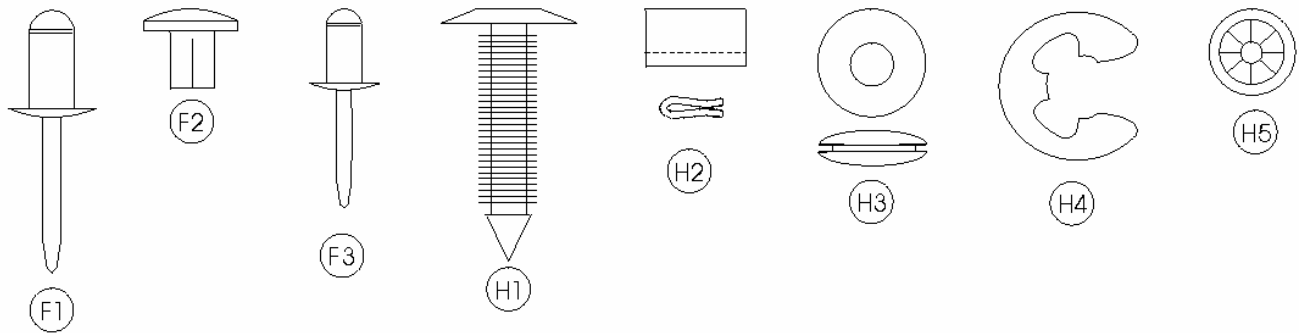
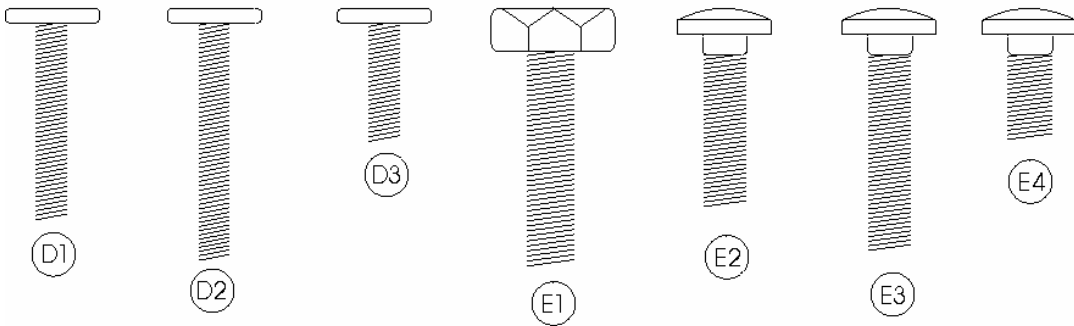
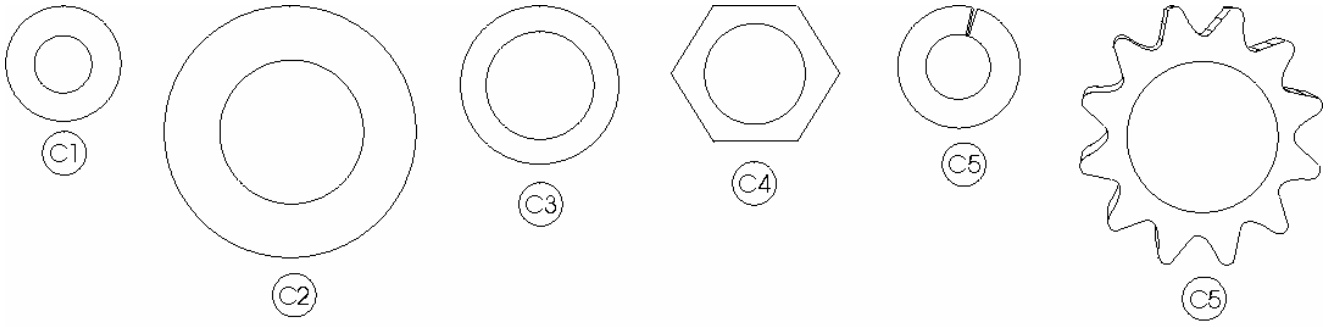
ITEM	PART NUMBER	PART NAME AND DESCRIPTION
A1	900,301,70x.x1	Screw, Phil Pan Swage Form #6 - 32 x 3/8"
A2	900,301,64x.x1	Screw, Phil Pan Swage Form w/washer #8 - 32 x 1/2"
A3	900,301,83x.x1	Screw, Phil Pan Swage Form #10 - 32 x 5/16"
A4	900,301,50x.x1	Screw, Phil Pan w/out washer, #8 - 18 x 1/2"
A5	900,301,97x.x1	Screw, Phil Pan Swage Form #8 - 32 x 1/4"
A6	900,300,47x.x1	Screw, Vend Motor, #4-24 x 3/4" Single Switch (NOT USED)
A7	900,301,82x.x1	Screw, Vend Motor, #4-24 x 1 1/16" Double Switch (NOT USED)
A8	900,301,61x.x1	Screw, Vend Motor, #4-24 x 1 1/2" Triple Switch (NOT USED)
A9	900,301,56x.x1	Screw, Phil Pan Cutting #8 - 32 x 3/8"
A10	900,201,31x.x1	Screw, Machine, #6 - 32 x 1 1/4"
A11	900,301,97x.x1	Screw, Phil Pan Sems #8 - 32 x 1/4"
A12	900,301,85x.x1	Screw, Phil Thread Form #8 - 32 x 5/8"
A13	900,300,16x.x1	Screw, Phil Head Truss #6 x 3/8"
A14	900,301,81x.x1	Screw, Phil Pan Form #10 - 32 x 1 1/4"
A15	900,201,14x.x1	Screw, Machine Truss, #10 - 32 x 1/2"
A16	900,301,65x.x1	Screw, Phil Pan Sems with washer, #8 - 18 x 1/2"
A17	900,302,01x.x1	Screw, Self Tapping, 1/4 - 20 x 5/8"
A18	900,301,69x.x1	Screw, Hex Head Swage Form #8 - 36 x 3/8"
A19	900,901,51x.x1	Screw, Phil Pan Tapping #10 - 32 x 5/8"
A20	900,201,22x.x1	Screw, Machine Phil Pan #8 - 32 x 3/4"
A21	900,301,98x.x1	Screw, Phil Pan Shoulder #8 - 18 x 1/2"
A22	900,301,84x.x1	Screw, Phil Pan #8-18x1/2"
A23	900,500,26x.x1	Shoulder Screw 1/2" Long
A24	900,201,13x.x1	Screw, Hex Head
A25	900,301,73x.x1	Screw, Tap 1/4-20x1" Type F
A26	800,303,15x.x1	Screw, Phil Pan #8-18x3/4"
A27	800,303,18x.x1	Screw, Truss Type 23 #8-32x1/2
A28	900,301,94x.x1	Screw, Phil Flat 23B #10-32x1/2"
A29	900,201,44x.x1	Screw, Machine Brass #6-32x1/4"
A30	900,301,99x.x1	Screw, Plastic 8-hi/low x 1 1/4
A31	900,301,55x.x1	Screw, Phil Pan Swage Form #8-32x1/2"
A32	900,303,08x.x1	Screw, Hex Washer Type 1 #8-32x3/8"
A34	800,303,22x.x1	Screw, Phil Pan #6-20x3/8
A35	900,302,02x.x1	Screw, Self Tapping, #8-18x3/4
A36	900,201,86x.x1	Screw, Phil Pan Head #6-32x1/4"
B1	900,800,65x.x1	Keps Nut, #10 - 32
B2	900,800,67x.x1	Keps Nut, 1/4 - 20
B3	900,800,50x.x1	Keps Nut, #8 - 32
B4	900,800,69x.x1	Keps Nut, Top Door Hinge, 3/8 - 16
B5	900,800,85x.x1	Speed Nut
B6	900,800,49x.x1	Keps Nut, #6 - 32
B7	900,800,51x.x1	Elastic Stop Nut, #8 - 32
B8	900,800,81x.x1	Hex Nut 8-32
B9	900,902,37x.x1	Push Nut, Acorn Type
B10	900,801,02x.x1	Hex Nut 5/16-18
B11	900,800,81x.x1	Hex Nut, Flange with Serrations 8-32

NA = Not Applicable  
 Part numbers subject to change without notice.



**PARTS LIST**

**WASHERS, BOLTS, & MISC. HARDWARE**



NA = Not Applicable  
Part numbers subject to change without notice.

## PARTS LIST

### WASHERS, BOLTS, & MISC. HARDWARE

ITEM	PART NUMBER	PART NAME AND DESCRIPTION
C1	900,700,60x.x1	Washer, Delrin .047 Thick 3/8"IDx5/8"OD
C2	901,303,77x.x1	Washer, Door Hinge
C3	901,503,06x.x1	Washer, Flat #2949 (T-Handle)
C4	901,503,08x.x1	Washer, Hex #29-34 (T-Handle)
C5	900,700,36x.x1	Lockwasher, Split 3/8"
C6	900,700,89x.x1	Lockwasher, Shakeproof 5/8" (1132-00-00-0551)
C7	900,700,02x.x1	Steel Washer, 18 Gauge (1/2"x3/16")
C8	900,700,62x.x1	Washer, Shakeproof (4610-16-01-0551)
C10	900,700,83x.x1	Washer, Flat 18 Gauge (17/64"IDx5/8"OD)
C11	900,700,08x.x1	Washer, Flat 14 Gauge (5/16"-3/8"x7/8")
C12	801,902,48x.x1	Nylon Spacer
	900,701,05x.x1	Washer Flat (.343"ID x .688" OD .6T)
D1	900,400,43x.x1	T-Bolt, #8 - 32 x 1" (obsolete)
D2	900,400,41x.x1	T-Bolt, #8 - 32 x 1 3/8"
D3	900,40x.x5x.x1	T-Bolt, #8 - 32 x 3/4"
D4	900,400,45x.x1	T-Bolt, #8 - 32 x 1/2"
E1	900,400,44x.x1	Refrigeration Bolt, 3/8 - 16 x 1"
E2	900,201,17x.x1	Carriage Bolt, 1/4 - 20 x 1"
E3	900,201,23x.x1	Carriage Bolt, 1/4 - 20 x 1 1/4"
E4	900,201,45x.x1	Carriage Bolt, 1/4 - 20 x 1/2"
E5	900,201,54x.x1	Carriage Bolt, 1/4 - 20 x 3/8"
E6	900,201,56x.x1	Carriage Bolt, 1/4 - 20 x 3/4"
E7	900,303,12x.x1	Carriage Bolt, 1/4-20x5/8" (obsolete)
E8	900,201,85x.x1	Carriage Bolt, 5/16x18x1 1/4" Top Hinge (drop in)
E9	800,303,19x.x1	Carriage Bolt, 1/4-20x5/8"
E10	900,202,04x.x1	Carriage Bolt, 1/4-20x1/2" (red)
F1	901,100,43x.x1	Pop Rivet, Aluminum 1/4"
F2	901,100,44x.x1	Drive Rivet, #38-108-06-13 1/4" dia.
F4	901,100,54x.x1	Pop Rivet, Black 1/8"
F5	901,100,61x.x1	Pop Rivet, Steel (Zinc Plated) 1/8"
F6	901,100,53x.x1	Pop Rivet, Aluminum 1/8"
F7	901,100,60x.x1	Pop Rivet, Steel (Zinc Plated) 3/16"
H1	900,902,13x.x1	Christmas Tree Clip #354280307-00 (NOT USED)
H2	900,901,89x.x1	Tinnerman Clip, Fan Shroud (C5207-014-3B)
H3	900,401,09x.x1	Grommet, Bk. Rubber #97
H4	901,503,07x.x1	E-Ring #31-30
H5	900,900,90x.x1	Retainer, Roller Pin
H6	900,902,18x.x1	Tinnerman Clip
H7	801,807,01x.x1	Hole Plug, Snap in - 1 1/4
H8	901,806,77x.x1	Grommet, Admiral #B53351
H9	902,100,29x.x1	Silencer
I1	804,601,45x.x1	#6 Terminal Ring Crimp 16-14 AWG
I2	801,902,48x.x1	Nylon Spacer used on Coke D/O Boards
I3	801,809,12x.x1	Velcro Blocks
I4	801,807,49x.x1	Vender Defender Clamp

NA = Not Applicable  
 Part numbers subject to change without notice.

## PARTS LIST

### WASHERS, BOLTS, & MISC. HARDWARE

ITEM	PART NUMBER	PART NAME AND DESCRIPTION
I5	901,901,89x.x1	Clamp, Cable 1" Heyco 3390
I6	900,901,79x.x1	Clamp, Nylon 5/16" Black Heyco 3355 or Dennison 10159
I7	900,901,80x.x1	Clamp, Nylon 1/2" Heyco 3328
I8	901,901,06x.x1	Hand Tie, x.x"
I9	901,902,01x.x1	Wire Tie, 7 1/2"
I10	901,901,00x.x1	Wire Ties, 4"
I11	901,900,55x.x1	Clamp, Nylon 3/4" Heyco 3382BL
I12	901,902,83x.x1	Cable Tie, x.x"
I13	900,902,14x.x1	Canoe Clip #254-090-301-00-0108

### ELECTRONICS & COMPONENTS

ITEM	PART NAME AND DESCRIPTION	HT2 (501E)	HT3 (276E/501E/600E)
1	Electronic Lock Assembly	805,202,44x.x1	805,202,44x.x1
2	Electronic Lock Light Pipe	801,814,19x.x1	801,814,19x.x1
3	Machine Controller	804,918,15x.x1	NA
4	Machine Controller Base	801,813,45x.x1	NA
5	Machine Controller Cover	631,000,68x.x3	NA
6	Universal Controller	804,916,31x.x1	NA
7	Display (Vacuum Fluorescent)	804,918,69x.x1	804,918,69x.x1
8	Transformer	804,909,80x.x1	804,909,80x.x1
9	Machine Controller EPROM	804,917,61x.x1	NA
10	Universal Controller EPROM	804,917,25x.x1	NA
11	Fuse 6 Amp (F2)	804,910,93x.x1	804,910,93x.x1
12	Fuse 1.6 Amp (F1)	804,800,71x.x1	804,800,71x.x1
13	Control Board Assy. HT3	NA	631,053,30x.x3
14	HT3 Eprom Control Board	NA	804,919,24x.x1
15	Override Switch Kit (does not work w/ DPSL5)	626,020,44x.x4	626,020,44x.x4
16	HVV SBC 6 mp Fuse	804,920,44x.x1	804,920,44x.x1
17	Battery 3V (CR2032) Lithium	804,920,45x.x1	804,920,45x.x1
18	Environmental Control Kit	631,004,00x.x4	631,004,00x.x4

NA = Not Applicable  
Part numbers subject to change without notice.